

Type 2 Asbestos Survey of:


Site Identification: ASS03247/1
Surveyed By: K. Russell
Issue Date: 13th April 2007

Communal Areas
Block 1 Flats 1-2
Block 2 Flats 3-6
Block 3 Flats 7-10
Block 4 Flats 11-14
Block 5 Flats 15-16
Block 6 Flats 17-20
Block 7 Flats 21-24
Block 8 Flats 25-28
The Birches
Swindon



226

Authorised By:


M. Harris

Prepared By:

Scientifics Limited
Asbestos Division
Bristol Street
Swindon
Wiltshire SN1 5ET

☎ 01793 714714

☎ 01793 714715

Prepared For:

Jefferies Mews Management
C/o Home From Home

© Copyright 2007 Scientifics Ltd.

This document was supplied to Jefferies Mews Management C/o Home From Home under the terms of a contract. The information contained in it is confidential and shall not be divulged without the permission of Jefferies Mews management C/o Home From Home. The document or the information in it shall not be used for any purpose outside the terms of the contract without the express permission of Scientifics Ltd and Jefferies Mews Management C/o Home From Home.

Executive Summary

A Type 2 asbestos survey of the Communal Areas in Block 1 Flats 1-2, Block 2 Flats 3-6, Block 3 Flats 7-10, Block 4 Flats 11-14, Block 5 Flats 15-16, Block 6 Flats 17-20, Block 7 Flats 21-24 and Block 8 Flats 25-28, The Birches, Swindon. The survey was undertaken by K. Russell of Scientifics Limited, Bristol Street, Swindon, Wiltshire, SN1 5ET on the 7th March 2007.

The following materials were sampled and found to contain asbestos:

Ceiling artex in the following blocks was found to contain Chrysotile (white) asbestos;

Blocks 1, 3, 4, 6 & 8.

External undercloak to the following blocks was found to contain Chrysotile (white) asbestos, the undercloak is present to both the main roof gables and the porches;

Blocks 1, 2, 3, 4, 5, 6, 7 & 8.

The following materials were sampled and found not to contain any asbestos:

Wall artex in the following blocks;

Blocks 1, 2, 3, 4, 6 & 8.

External soffits to the following blocks;

Block 1, 2, 3, 4, 5, 6, 7 & 8.

The following material is presumed to contain asbestos:

Ceiling artex in Block 2.

Although negative, this material is visually similar to the ceiling artex throughout the complex, which was found to contain asbestos. Artex can contain small amounts of asbestos, non-homogeneously mixed. As visually similar samples have been found to contain asbestos, it's advisable to assume that this artex also contains asbestos.

The following areas were inaccessible during the survey:

Block 1 Understairs Cupboard – Key unavailable.

Block 5 interior - Key unavailable.

Block 7 interior – Key unavailable.

All areas not accessed must be presumed to contain asbestos pending further investigation.

Full comments and recommendations are given in section 10.

The information provided in this report is true at the time of survey. The Control of Asbestos Regulations 2006, Regulation 4(9) E (a), Monitoring arrangements states ***“monitoring the condition of any asbestos or any substance containing or suspected of containing asbestos”*** is one of the measures to be specified in the plan for managing the risk. The Approved Code of Practice, L127, The management of asbestos in non-domestic premises, also states that ***“As a minimum, material should be checked every six to twelve months even if it is in good condition and not going to be disturbed, as it may for example be accidentally damaged”***.

Scientifics can offer a cost effective solution to complying with this and we will contact you before the 12 month period has lapsed with details regarding reinspection of asbestos containing materials. To ensure comments made in this report remain valid a reinspection policy should be implemented.

Contents

- 1 INTRODUCTION
- 2 DETAILED SITE DESCRIPTION
- 3 SURVEY STRATEGY
- 4 SAMPLING STRATEGY
- 5 BULK ANALYSIS METHOD
- 6 MATERIAL ASSESSMENT DEFINITIONS
- 7 MANAGEMENT PLAN
- 8 SPECIFIC EXCLUSIONS
- 9 MANAGEMENT SUMMARY OPTIONS
- 10 COMMENTS & RECOMMENDATIONS SUMMARY

APPENDICES

APPENDIX A: SUMMARY OF ACCESS & GENERAL ROOM CONSRUCTION

APPENDIX B: ASSESSMENT SHEETS

APPENDIX C: ANALYSIS RESULTS CERTIFICATE

APPENDIX D: SITE DRAWING

1 Introduction

- 1.1 Scientifics were requested by Mrs C. A. Jones of Home From Home to undertake an asbestos survey of the Communal Areas in Block 1 Flats 1-2, Block 2 Flats 3-6, Block 3 Flats 7-10, Block 4 Flats 11-14, Block 5 Flats 15-16, Block 6 Flats 17-20, Block 7 Flats 21-24 and Block 8 Flats 25-28, The Birches, Swindon.
- 1.2 The scope of the work was to undertake a Type 2 asbestos survey of the premises, as outlined by the client and hence the inspection results relate exclusively to the work ordered. The extent, type and condition of all asbestos-containing materials were also to be defined.
- 1.3 Information gathered for this report was acquired using a Personal Digital Assistant (PDA).
- 1.4 The survey was undertaken by Scientifics Ltd on the 7th March 2007.

2 Site Description

- 2.1 The properties consist of purpose built multiple occupancy accommodation. There are eight blocks, three of which contain two flats and five of which contain four flats. Only the communal areas were subject to survey.



Fig 1: Photograph of the premises surveyed.

3 Survey Strategy

- 3.1 The building was surveyed in a systematic and thorough manner by trained staff, following guidance given in Health & Safety Executive Publication MDHS 100 *Surveying, Sampling and Assessment of Asbestos-Containing Materials* (July 2001). The guidance outlined three types of asbestos surveys:

TYPE 1 -Presumptive survey

The purpose of this survey is to locate, as far as reasonably practicable, the presence and extent of any suspect ACMs in the building and assess their condition. No samples are taken to verify the presence of asbestos. A material is presumed to be asbestos unless there is sufficient evidence to suggest that it is not an ACM. The following reasoned arguments have been used to suggest that a material does not contain asbestos:

- ☐ Non-asbestos substitute materials were specified in the original construction or subsequent refurbishments
- ☐ The product was very unlikely to contain asbestos or have asbestos added (eg wallpaper, plasterboard etc.)
- ☐ Post 1985 construction for amphibole containing asbestos.
- ☐ Post 1999 construction for chrysotile products.

Where materials have the visible appearance of asbestos or are known to have been manufactured using asbestos they are marked as 'Strong Presumption'.

Note - A presumptive survey will inevitably result in non-asbestos containing materials being presumed to be asbestos. Scientifics Ltd accepts no liability for the additional costs and duty incurred in managing this presumption We recommend that sampling is carried out as far as practicable (Type 2 Surveys).

TYPE 2 Sampling survey

The purpose and procedure adopted in this survey are the same as for a TYPE 1 except that representative samples are collected and analysed for the presence of asbestos. If a material sampled has been found to contain asbestos other similar homogeneous materials may have been strongly presumed to contain asbestos.

A strategy has been established to keep to a minimum the number of bulk samples taken for analysis and therefore minimise the cost of the survey.

The strategy employed is a combination of a visual inspection and sampling of bulk materials.

During the survey where a material is suspected to contain asbestos, a bulk sample is taken for analysis. In areas where there were substantial quantities of visually uniform materials, a small number of samples may be taken as being representative of the whole area. Therefore, visually similar materials in the same area must be assumed to contain asbestos.

Where the survey reports a material as NON-ASBESTOS by visual inspection and with no analysis of samples (e.g. recently lagged pipework covered with metal cladding) then the client should exercise caution in interpreting the results. It is IMPORTANT to stress that in such circumstances, there may be residues of asbestos trapped under the newly applied lagging (e.g. from previous asbestos removal carried out in the past).

It is not usually practicable to detect such residues until major disturbances of the material takes place within the scope of a destructive survey. Thus Scientifics cannot accept liability for the detection of such residues in this survey. If the client undertakes major alterations in a specific area where it may be possible that residual asbestos may be found, then it is recommended that further investigation of the specific area be carried out before the start of work.

Where there are large numbers of identical items distributed throughout the site (e.g. fuse boxes with asbestos flash pads) a single sample will be taken for analysis and therefore the client must assume that identical items will have the same composition as the one specified.

The following exclusions generally apply to Type 2 survey reports:

- ☐ Voids and details within the construction, which it is not possible to examine without breaking out or otherwise causing damage, are deemed as 'no access'.
- ☐ Live electrical equipment and switchgear throughout is all 'no access'.
- ☐ Underground drainage is 'no access'.
- ☐ Voids within partition walls and behind non-removable wall panels are 'no access'.
- ☐ Buried materials are no access.
- ☐ Fire doors where fitted, no access is made to the inner core of doors.
- ☐ Boxing to pipes etc, no access to voids behind non-removable or sealed boxing.
- ☐ Wall heaters and water heaters etc, no access inside equipment.
- ☐ Mechanical machinery, boilers, air conditioning units and motors etc, whether operational or not, no access to interior of the equipment.
- ☐ Voids within chimneys - no access
- ☐ Voids within walls and ceilings of portacabins and modular buildings are no access.

- Textured wall coatings (Artex) may only contain a small amount of asbestos, which is not homogeneously mixed. As a result, sampling and analysis is not always accurate. It would be safer to assume that all Artex is asbestos containing.

TYPE 3- Intrusive Survey

This type of survey is to establish and describe, as far as practicable, all ACMs in the building and may involve destructive inspection techniques. The volume of asbestos materials is established but no assessment of condition has been made other than to highlight areas of significant damage or debris.

- 3.2 **On all types of survey**, where 'NO ACCESS' is reported, it indicates that the area specified was not accessible at the time of the survey. The client is to be alerted to the possibility of there being asbestos materials in the area, and consequently further investigation may be required.
- 3.3 In this instance, a Type 2 was undertaken. Only those areas defined by the client are covered in this report. Those areas not identified should be considered as not accessed for the purpose of this survey.
- 3.4 Certain elements and details of the building that are impossible to examine prior to demolition or refurbishment are not included.
These typically include underground drainage, foundations
Investigations that could effect the structural integrity of the building are not included.
Care should be taken during demolition or refurbishment when these hidden elements may become exposed.
- 3.5 Note that Scientifics is accredited by UKAS as a Type C Inspection Body for surveying for asbestos in premises. This accreditation covers Type 1, Type 2 and Type 3 surveys, undertaken in accordance with documented in-house procedures (SCI/ASB/001) based on HSE Publication MDHS 100. Opinions, interpretations and priority assessments are outside the scope of current Scientifics' UKAS accreditation.

4 Sampling Procedures & Control Measures

- 4.1 Where the survey identified suspected asbestos-containing materials, sampling was undertaken to identify their composition, in accordance with Scientifics' UKAS-accredited in house procedures.
- 4.2 All sampling was undertaken causing the minimum possible nuisance and potential risk to the health of the occupants of the building. As required under the Control of Asbestos Regulations 2006, dust release in sampling must be reduced to as low as is reasonably practicable and an assessment in respect of likely dust release will dictate the need for precautionary measures. This included the use of personal protective equipment, isolation of the sampling area, wetting of the material to suppress dust release and an appropriate cleaning process. After sampling, any broken material was sealed with PVA solution, filler, heavy duty tape or paint.
- 4.3 All samples were collected in self-seal bags where appropriate and, where agreed with the client, a label was left on the site adjacent to the sample location. This label indicates the sample number for cross reference to this report. At all stages, care was taken to prevent cross-contamination of samples
- 4.5 Mastered samples are deemed to be of the same material identified at other locations. The sample numbers will be the same as the original material sample number with a forward slash and a number for how many times the material has been mastered. e.g. 007/02 would be the second time sample number 7 has been mastered.
- 4.6 A presumption may be made where a material or an area is suspected to contain asbestos and a bulk sample cannot be taken for analysis due to inaccessibility or risk. Presumed asbestos containing materials or areas are denoted by P sample numbers, e.g., the first presumption in a survey would be ascribed P001. Worse case scenario is applied and crocidolite is presumed to be present, with future sampling being recommended.

5 Methods of Bulk Sample Analysis

- 5.1 The samples taken in the course of the survey were examined by microscope for the presence of asbestiform fibres using polarised light and dispersion staining techniques in accordance with documented in-house procedures based on Health & Safety Executive Publication HSG248 Asbestos: The Analysts guide for Sampling, analysis and clearance procedures.

5.2 Identification of asbestos fibres was based on the following analytical procedure:

- ❑ A preliminary visual examination of the whole of the bulk sample was made to assess the sample type and the required sample treatment (if any). Where possible a representative sub-sample treatment was taken at this stage;
- ❑ Sample treatment was undertaken (if required) to release or isolate fibres;
- ❑ A detailed and thorough search under the microscope was made to classify the fibre types present;
- ❑ Representative fibres were mounted in appropriate RI liquids on microscope slides;
- ❑ The different fibrous components were identified using PLM and dispersion staining techniques.

6 Material Assessment Definitions

6.1 General

In accordance with the requirements of MDHS 100 all asbestos containing materials identified on the site have been assessed to consider their potential for fibre release. This assessment has been established using the Material Assessment Algorithm which is defined in the MDHS 100 document. Material scores are added together to give an overall risk score.

The assessment is based upon:

- ❑ Product type
- ❑ Extent of damage or deterioration
- ❑ Surface treatment
- ❑ Asbestos type

Where samples have been analysed and no asbestos detected there may be a material risk score allocated to that material. Where this is the case it is because similar materials in the same area do contain asbestos and they have been grouped together. An example of this is where two floor tiles have been used in one room, if one tile does not contain asbestos and the other does, the risk assessment will be allocated to both materials.

6.2 Product Type

The Product type has been defined in one of the following categories, for scoring purposes, but is detailed as an individual material in the assessment sheet.

- ☐ Asbestos reinforced composites (plastics, resins, mastics, roofing felts, Vinyl floor tiles, semi rigid paints or decorative finishes, asbestos Cement etc) *(score 1)*
- ☐ Asbestos insulation board, mill boards, other low density insulation boards, asbestos textiles, gaskets, ropes, and woven textiles, asbestos paper and felt. *(score 2)*
- ☐ Thermal insulation (eg pipe and boiler lagging) sprayed asbestos, loose asbestos, asbestos mattresses and packing. *(score 3)*

6.3 Extent of damage

- ☐ Good: No visible damage. *(score 0)*
- ☐ Low Damage: A few scratches or surface marks; broken edges on boards, tiles, etc. *(score 1)*
- ☐ Medium Damage: Significant breakage of materials or several small areas where material has been damaged revealing loose fibres. *(score 2)*
- ☐ High Damage: Damage or delamination of materials, sprays and thermal insulation, visible debris. *(score 3)*

6.4 Surface Treatment

The surface treatment has been defined in one of the following categories, for scoring purposes, but is detailed as an individual material in the assessment sheet.

- ☐ Composite materials: reinforced plastics, resins, vinyl tiles. *(score 0)*
- ☐ Enclosed sprays and lagging, Insulation board (with enforced face painted or encapsulated), cement sheets, etc. *(score 1)*
- ☐ Unsealed Insulation board or encapsulated lagging and sprays. *(score 2)*
- ☐ Unsealed lagging and sprays. *(score 3)*

6.5 Asbestos Type

- ☐ Chrysotile. *(score 1)*
- ☐ Amphibole asbestos (excluding crocidolite). *(score 2)*
- ☐ Crocidolite. *(score 3)*

6.6 Material Risk Assessment of Each Asbestos Element

- ☐ 0 to 4 (VERY LOW) - Materials with assessment scores between 0 to 4 have a very low potential to release fibres if disturbed.
- ☐ 5 to 6 (LOW) - Materials with assessment scores between 5 to 6 have a low potential to release fibres if disturbed.
- ☐ 7 to 9 (MEDIUM) - Materials with assessment scores between 7 to 9 have a medium potential to release fibres if disturbed.
- ☐ 10 and above (HIGH) - Materials with assessment scores of 10 and above have a high potential to release fibres if disturbed.

7 Management Plan

In accordance with Regulation 4 of the Control of Asbestos Regulations 2006 (CAR 2006) it is the client's duty to consider the information provided in conjunction with other information, which is only available to him, that will then enable him to form a complete risk assessment and subsequent management plan.

During the survey, characteristics about the type and frequency of use of the building were made for all locations where asbestos containing materials were found. These characteristics have been used to provide the Priority Risk Assessment score. It is important that those responsible for the building ensure that these characteristics are correct at the time of the survey and as part of their management plan. Any change to the characteristics may change the assessment score.

In assessing the risk the client must consider the following factors:

- a) Material Assessment Score
- b) Priority Risk Assessment Score
- c) Surveyor's recommendations

The activities carried out in an area will have an impact on the assessment score. When carrying out a priority risk assessment the main type of use of an area and the activities taking place within it should be taken into account. For example, a little used storeroom, or an attic, will rarely be accessed and so any asbestos present is unlikely to be disturbed. At the other end of the scale, in a warehouse lined with AIB panels, with frequent vehicular movements, the potential for disturbance of ACMs is reasonably high and this would be a significant factor in the assessment score.

Guidance is available in the L127 Approved Code Of Practice '*The management of asbestos in non-domestic premises*' second edition 2006 ISBN 0 7176 6209 8 and HSG 227 *A Comprehensive Guide to Managing Asbestos in Premises*.

The Risk Assessment Score of all materials surveyed on site can be found in the Assessment sheets, Appendix B.

8 Specific Exclusions

Items 8.2, 8.4, 8.6, 8.7, 8.10 & 8.13 do not apply to a type 3 survey.

- 8.1 All reasonable efforts were made to access all normally accessible areas in order to identify suspected ACMs, within the scope of the client's requirements. Areas which could not be accessed are detailed in Appendix A. This survey report is limited to those areas accessed at the time of the survey.
- 8.2 We have not inspected flues, ducts, voids or any similarly enclosed areas, the access to which necessitated the use of specialist equipment or tools, or which would have caused damage to decoration, fixtures, fittings or to the structure. Therefore we are unable to report on any asbestos that may be present in these areas.
- 8.3 We have not inspected lift shafts, plant rooms or similar which require the attendance of a specialist engineer without that engineer in attendance.
- 8.4 We have not inspected any areas or surfaces that would require the removal or relocation of carpets, furniture, blinds, curtains, fixtures or fittings.
- 8.5 We have not inspected any part requiring specialist access equipment other than stepladders. Any requirement for specialist access equipment has been specifically excluded unless otherwise stated.
- 8.6 We have not reported on concealed spaces which may exist within the fabric of the building where the extent and presence of these is not evident due to inaccessibility or insufficient knowledge of the structure at the time of the survey.
- 8.7 No responsibility is accepted for the presence of asbestos in voids (underfloor, floor, wall or ceiling) other than those opened up during the investigation.
- 8.8 It is recommended that bulk samples be taken, at the required density, from all materials that upon visual inspection appear likely to contain asbestos. However sampling density may have been reduced where the client has imposed technical or financial constraints (e.g. fixed price fee) and the report annotated accordingly.
- 8.9 Samples have not been taken where the act of sampling would endanger the surveyor.

- 8.10 Samples have not been taken where the act of sampling would affect the functional integrity of the item concerned. For example: fuses within electrical boxers, gaskets, fire doors, ropes associated with heating, glazing or power plant etc.
- 8.11 Samples have not been taken where prohibited or prevented by the client, tenant or their representative.
- 8.12 Whilst every effort will have been made to identify the true nature and extent of the asbestos material present in the building to be surveyed, no responsibility has been accepted for the presence of asbestos in materials other than those sampled at the requisite density.
- 8.13 A limited inspection only has been carried out of pipe work concealed by overlying non-asbestos insulation. Inspection of pipe work has been restricted primarily to the insulation visible. The presence of debris to pipe work, which is not readily visible or would require the removal and replacement of overlying non-asbestos insulation, has been considered outside the scope of this survey.
- 8.14 Materials have been referred to as Asbestos Insulating Board or Asbestos Cement based upon their asbestos content and visual appearance alone. Water absorption checks on materials have not been carried out unless otherwise stated.

9 Management Summary Option

Remove

Asbestos materials are in a condition or location, which requires urgent attention. These asbestos materials are usually not suited to any form of containment programme and should be removed or environmentally cleaned as soon as possible. The function of the asbestos-containing material needs to be considered, as immediate replacement with a non-asbestos equivalent may be required in certain circumstances such as removal of fire breaks, fire doors, etc. All fallen asbestos debris and surface contaminating materials will always be assigned this management option.

Repair/encapsulate

Asbestos materials are in a location and/or condition, which require some remedial action. The action may be minor repairs to damaged surfaces or encapsulation of all exposed asbestos surfaces. Following completion of remedial works, the material should be managed and labelled as appropriate. In the long term it is recommended that all these materials be removed as soon as resources become available.

Manage/label

Asbestos materials are in a condition and/or location which does not give rise to a significant health risk, PROVIDED THE MATERIAL REMAINS UNDISTURBED either by routine maintenance operations or by personnel carrying out their normal daily work activities which could cause impact or surface damage to the material. Building managers should be aware of any changes in work activities in areas where asbestos materials are located.

10 Comments and Recommendations Summary

Full findings of the survey are given in the detailed report sheets in Appendix A - D.

The following materials were sampled and found to contain asbestos:

Ceiling artex in the following blocks was found to contain Chrysotile (white) asbestos;

Blocks 1, 3, 4, 6 & 8.

Any work on asbestos containing materials, or work activities that are likely to disturb asbestos should be undertaken in accordance with the Control of Asbestos Regulations 2006. Guidance given in the Approved Code of Practice (ACOP) L143 applies to all work on asbestos. Textured coatings may be encapsulated, repaired or removed by an unlicensed contractor provided the guidance in L143 is followed.

External undercloak to the following blocks was found to contain Chrysotile (white) asbestos, the undercloak is present to both the main roof gables and the porches;

Blocks 1, 2, 3, 4, 5, 6, 7 & 8.

Any work on asbestos containing materials, or work activities that are likely to disturb asbestos should be undertaken in accordance with the Control of Asbestos Regulations 2006. Guidance given in the Approved Code of Practice (ACOP) L143 applies to all work on asbestos. Cement products may be encapsulated, repaired or removed by an unlicensed contractor provided the guidance in L143 is followed.

The following materials were sampled and found not to contain any asbestos:

Wall artex in the following blocks;

Blocks 1, 2, 3, 4, 6 & 8.

External soffits to the following blocks;

Block 1, 2, 3, 4, 5, 6, 7 & 8.

The following material is presumed to contain asbestos:

Ceiling artex in Block 2.

Although negative, this material is visually similar to the ceiling artex throughout the complex, which was found to contain asbestos. Artex can contain small amounts of asbestos, non-homogeneously mixed. As visually similar samples have been found to contain asbestos, it's advisable to assume that this artex also contains asbestos.

Any work on asbestos containing materials, or work activities that are likely to disturb asbestos should be undertaken in accordance with the Control of Asbestos Regulations 2006. Guidance given in the Approved Code of Practice (ACOP) L143 applies to all work on asbestos. Textured coatings may be encapsulated, repaired or removed by an unlicensed contractor provided the guidance in L143 is followed.

The following areas were inaccessible during the survey:

Block 1 Understairs Cupboard – Key unavailable.

Block 5 interior - Key unavailable.

Block 7 interior – Key unavailable.

All areas not accessed must be presumed to contain asbestos pending further investigation.

The removal of any asbestos should be undertaken in accordance with the Control of Asbestos Regulations 2006 and guidance given in the Approved Code of Practice (ACOP) L143.

It is advisable that a contractor licensed for the removal of asbestos is used since they are in the best position to ensure that the asbestos is removed and disposed of in a safe and appropriate manner.

Asbestos materials are defined as Hazardous Waste under the Hazardous Waste (England and Wales) Regulations 2006, and should be disposed of accordingly. The presence of asbestos containing materials should be recorded and the information made available to tenants and contractors whom may carry out refurbishment works in the future.

APPENDIX A: SUMMARY OF ROOM ACCESS, INACCESSIBLE AREAS & GENERAL ROOM CONSTRUCTION

Block	Floor / Exterior	Room / Area	Access Gained	Inaccessible Areas	Room Construction
The Birches	** Ground floor	Block 1 Understairs	No - Key unavailable		
The Birches	Block 1		Yes		Floor
None					
Roof Lining / Main Ceiling					
Concrete					
Composite					
Wood					
Walls					
Brick					
Concrete					
The Birches	Block 2		Yes		Floor
None					
Roof Lining / Main Ceiling					
Concrete					
Wood					
Composite					
Walls					
Concrete					
Brick					
The Birches	Block 3 External		Yes		Floor
None					
Roof Lining / Main Ceiling					
Concrete					
Wood					
Composite					
Walls					
Concrete					
Brick					
The Birches	Block 4 External		Yes		Floor
None					
Roof Lining / Main Ceiling					
Concrete					
Wood					
Composite					
Walls					
Concrete					
Brick					

APPENDIX A: SUMMARY OF ROOM ACCESS, INACCESSIBLE AREAS & GENERAL ROOM CONSTRUCTION

Block	Floor / Exterior	Room / Area	Access Gained	Inaccessible Areas	Room Construction
The Birches	Block 5 External		Yes		Floor
					None Roof Lining / Main Ceiling Composite Wood Concrete Walls Concrete Brick
The Birches	Block 6 External		Yes		Floor
					None Roof Lining / Main Ceiling Concrete Wood Composite Walls Concrete Brick
The Birches	Block 7 External		Yes		Floor
					None Roof Lining / Main Ceiling Concrete Wood Composite Walls Concrete Brick
The Birches	Block 8 External		Yes		Floor
					None Roof Lining / Main Ceiling Concrete Wood Composite Walls Concrete Brick
The Birches	Gd & 1st Floors	Block 1 Communal	Yes		Floor
					None Roof Lining / Main Ceiling Concrete Wood Composite Walls Concrete Brick

APPENDIX A: SUMMARY OF ROOM ACCESS , INACCESSIBLE AREAS & GENERAL ROOM CONSTRUCTION

Block	Floor / Exterior	Room / Area	Access Gained	Inaccessible Areas	Room Construction
The Birches	Gd & 1st Floors	Block 2 Communal	Yes		Carpet
					Concrete
					Roof Lining / Main Ceiling Textured coating Walls Textured coating
The Birches	Gd & 1st Floors	Block 3 Communal	Yes		Floor
					Concrete
					Carpet Roof Lining / Main Ceiling Textured coating Walls Textured coating
The Birches	Gd & 1st Floors	Block 4 Communal	Yes		Floor
					Concrete
					Carpet Roof Lining / Main Ceiling Textured coating Walls Wood Textured coating
The Birches	Gd & 1st Floors	Block 5 Communal	No - Key unavailable		Floor
					Concrete
					Carpet Roof Lining / Main Ceiling Textured coating Walls Textured coating
The Birches	Gd & 1st Floors	Block 6 Communal	Yes		Floor
					Concrete
					Carpet Roof Lining / Main Ceiling Textured coating Walls Wood Textured coating

APPENDIX A: SUMMARY OF ROOM ACCESS , INACCESSIBLE AREAS & GENERAL ROOM CONSTRUCTION

Block	Floor / Exterior	Room / Area	Access Gained	Inaccessible Areas	Room Construction
The Birches	Gd & 1st Floors	Block 7 Communal	No - Key unavailable		
The Birches	Gd & 1st Floors	Block 8 Communal	Yes		Floor

- Concrete
- Carpet
- Roof Lining / Main Ceiling
- Textured coating
- Walls
- Wood
- Textured coating

APPENDIX B: ASSESSMENT SHEETS

Page: 1 of 28

Survey Ref:	ASS03247/1	Building:	The Birches
Survey type:	Type 2	Interior/Exterior:	Exterior
Date/Time:	07/03/2007 12:37:49	Floor/Exterior position:	Block 1
		Room/Area:	



Photo Ref No. 5324

MATERIAL ASSESSMENT

Sample number: 003
Reason for no sample:
Position: Roof
Material use: Soffit
Condition:
Product type:
Surface treatment:
Amount:

Chrysotile: None
Amosite: None
Crocidolite: None
Other asbestos types: None

Material Score =

MANAGEMENT SUMMARY

Action: N/A
Notes:

APPENDIX B: ASSESSMENT SHEETS

Page: 2 of 28

Survey Ref:	ASS03247/1	Building:	The Birches
Survey type:	Type 2	Interior/Exterior:	Exterior
Date/Time:	07/03/2007 12:38:19	Floor/Exterior position:	Block 1
		Room/Area:	




Photo Ref No. 5325

MATERIAL ASSESSMENT

Sample number:	004
Reason for no sample:	
Position:	Roof
Material use:	Undercloak
Condition:	Good condition
Product type:	Cement
Surface treatment:	Enclosed sprays & lagging, sealed AIB, A C sheets
Amount:	<=10m2 or <=10m pipe run

Chrysotile:	Present
Amosite:	None
Crocidolite:	None
Other asbestos types:	None

Material Score = 3

MANAGEMENT SUMMARY

Action: Manage and label

Notes:

Any work on asbestos containing materials, or work activities that are likely to disturb asbestos should be undertaken in accordance with the Control of Asbestos Regulations 2006. Guidance given in the Approved Code of Practice (ACOP) L143 applies to all work on asbestos. Cement products may be encapsulated, repaired or removed by an unlicensed contractor provided the guidance in L143 is followed.

APPENDIX B: ASSESSMENT SHEETS

Page: 3 of 28

Survey Ref:	ASS03247/1	Building:	The Birches
Survey type:	Type 2	Interior/Exterior:	Exterior
Date/Time:	07/03/2007 12:41:24	Floor/Exterior position:	Block 2
		Room/Area:	



Photo Ref No. 5329

MATERIAL ASSESSMENT

Sample number: 003/01
Reason for no sample:
Position: Roof
Material use: Soffit
Condition:
Product type:
Surface treatment:
Amount:

Chrysotile: None
Amosite: None
Crocidolite: None
Other asbestos types: None

Material Score =

MANAGEMENT SUMMARY

Action: N/A
Notes:

APPENDIX B: ASSESSMENT SHEETS

Page: 4 of 28

Survey Ref:	ASS03247/1	Building:	The Birches
Survey type:	Type 2	Interior/Exterior:	Exterior
Date/Time:	07/03/2007 12:41:41	Floor/Exterior position:	Block 2
		Room/Area:	



Photo Ref No. 5330

MATERIAL ASSESSMENT

Sample number:	004/01
Reason for no sample:	
Position:	Roof
Material use:	Undercloak
Condition:	Good condition
Product type:	Cement
Surface treatment:	Enclosed sprays & lagging, sealed AIB, A C sheets
Amount:	<=10m2 or <=10m pipe run

Chrysotile:	Present
Amosite:	None
Crocidolite:	None
Other asbestos types:	None

Material Score = 3

MANAGEMENT SUMMARY

Action: Manage and label

Notes:

Any work on asbestos containing materials, or work activities that are likely to disturb asbestos should be undertaken in accordance with the Control of Asbestos Regulations 2006. Guidance given in the Approved Code of Practice (ACOP) L143 applies to all work on asbestos. Cement products may be encapsulated, repaired or removed by an unlicensed contractor provided the guidance in L143 is followed.

APPENDIX B: ASSESSMENT SHEETS

Page: 5 of 28

Survey Ref:	ASS03247/1	Building:	The Birches
Survey type:	Type 2	Interior/Exterior:	Exterior
Date/Time:	07/03/2007 12:48:03	Floor/Exterior position:	Block 3 External
		Room/Area:	




Photo Ref No. 5334

MATERIAL ASSESSMENT

Sample number: 003/02
Reason for no sample:
Position: Roof
Material use: Soffit
Condition:
Product type:
Surface treatment:
Amount:

Chrysotile: None
Amosite: None
Crocidolite: None
Other asbestos types: None

Material Score =

MANAGEMENT SUMMARY

Action: N/A
Notes:

APPENDIX B: ASSESSMENT SHEETS

Page: 6 of 28

Survey Ref:	ASS03247/1	Building:	The Birches
Survey type:	Type 2	Interior/Exterior:	Exterior
Date/Time:	07/03/2007 12:48:26	Floor/Exterior position:	Block 3 External
		Room/Area:	



Photo Ref No. 5335

MATERIAL ASSESSMENT

Sample number:	004/02
Reason for no sample:	
Position:	Roof
Material use:	Undercloak
Condition:	Good condition
Product type:	Cement
Surface treatment:	Enclosed sprays & lagging, sealed AIB, A C sheets
Amount:	<=10m2 or <=10m pipe run

Chrysotile:	Present
Amosite:	None
Crocidolite:	None
Other asbestos types:	None

Material Score = 3

MANAGEMENT SUMMARY

Action: Manage and label

Notes:

Any work on asbestos containing materials, or work activities that are likely to disturb asbestos should be undertaken in accordance with the Control of Asbestos Regulations 2006. Guidance given in the Approved Code of Practice (ACOP) L143 applies to all work on asbestos. Cement products may be encapsulated, repaired or removed by an unlicensed contractor provided the guidance in L143 is followed.

APPENDIX B: ASSESSMENT SHEETS

Page: 7 of 28

Survey Ref:	ASS03247/1	Building:	The Birches
Survey type:	Type 2	Interior/Exterior:	Exterior
Date/Time:	07/03/2007 13:00:22	Floor/Exterior position:	Block 4 External
		Room/Area:	




Photo Ref No. 5337

MATERIAL ASSESSMENT

Sample number: 003/03
Reason for no sample:
Position: Roof
Material use: Soffit
Condition:
Product type:
Surface treatment:
Amount:

Chrysotile: None
Amosite: None
Crocidolite: None
Other asbestos types: None

Material Score =

MANAGEMENT SUMMARY

Action: N/A

Notes:

APPENDIX B: ASSESSMENT SHEETS

Page: 8 of 28

Survey Ref:	ASS03247/1	Building:	The Birches
Survey type:	Type 2	Interior/Exterior:	Exterior
Date/Time:	07/03/2007 13:01:05	Floor/Exterior position:	Block 4 External
		Room/Area:	



Photo Ref No. 5338

MATERIAL ASSESSMENT

Sample number:	004/03
Reason for no sample:	
Position:	Roof
Material use:	Undercloak
Condition:	Good condition
Product type:	Cement
Surface treatment:	Enclosed sprays & lagging, sealed AIB, A C sheets
Amount:	<=10m2 or <=10m pipe run

Chrysotile:	Present
Amosite:	None
Crocidolite:	None
Other asbestos types:	None

Material Score = 3

MANAGEMENT SUMMARY

Action: Manage and label

Notes:

Any work on asbestos containing materials, or work activities that are likely to disturb asbestos should be undertaken in accordance with the Control of Asbestos Regulations 2006. Guidance given in the Approved Code of Practice (ACOP) L143 applies to all work on asbestos. Cement products may be encapsulated, repaired or removed by an unlicensed contractor provided the guidance in L143 is followed.

APPENDIX B: ASSESSMENT SHEETS

Page: 9 of 28

Survey Ref: ASS03247/1
Survey type: Type 2
Date/Time: 07/03/2007 13:11:47

Building: The Birches
Interior/Exterior: Exterior
Floor/Exterior position: Block 5 External
Room/Area:



Photo Ref No. 5340

MATERIAL ASSESSMENT

Sample number: 003/04
Reason for no sample:
Position: Roof
Material use: Soffit
Condition:
Product type:
Surface treatment:
Amount:

Chrysotile: None
Amosite: None
Crocidolite: None
Other asbestos types: None

Material Score =

MANAGEMENT SUMMARY

Action: N/A

Notes:

APPENDIX B: ASSESSMENT SHEETS

Page: 10 of 28

Survey Ref:	ASS03247/1	Building:	The Birches
Survey type:	Type 2	Interior/Exterior:	Exterior
Date/Time:	07/03/2007 13:12:12	Floor/Exterior position:	Block 5 External
		Room/Area:	



Photo Ref No. 5341

MATERIAL ASSESSMENT

Sample number:	004/04
Reason for no sample:	
Position:	Roof
Material use:	Undercloak
Condition:	Good condition
Product type:	Cement
Surface treatment:	Enclosed sprays & lagging, sealed AIB, A C sheets
Amount:	<=10m2 or <=10m pipe run

Chrysotile:	Present
Amosite:	None
Crocidolite:	None
Other asbestos types:	None

Material Score = 3

MANAGEMENT SUMMARY

Action: Manage and label

Notes:

Any work on asbestos containing materials, or work activities that are likely to disturb asbestos should be undertaken in accordance with the Control of Asbestos Regulations 2006. Guidance given in the Approved Code of Practice (ACOP) L143 applies to all work on asbestos. Cement products may be encapsulated, repaired or removed by an unlicensed contractor provided the guidance in L143 is followed.

APPENDIX B: ASSESSMENT SHEETS

Page: 11 of 28

Survey Ref: ASS03247/1
Survey type: Type 2
Date/Time: 07/03/2007 13:20:13

Building: The Birches
Interior/Exterior: Exterior
Floor/Exterior position: Block 6 External
Room/Area:



Photo Ref No. 5347

MATERIAL ASSESSMENT

Sample number: 003/05
Reason for no sample:
Position: Roof
Material use: Soffit
Condition:
Product type:
Surface treatment:
Amount:

Chrysotile: None
Amosite: None
Crocidolite: None
Other asbestos types: None

Material Score =

MANAGEMENT SUMMARY

Action: N/A

Notes:

APPENDIX B: ASSESSMENT SHEETS

Page: 12 of 28

Survey Ref:	ASS03247/1	Building:	The Birches
Survey type:	Type 2	Interior/Exterior:	Exterior
Date/Time:	07/03/2007 13:20:37	Floor/Exterior position:	Block 6 External
		Room/Area:	



Photo Ref No. 5348

MATERIAL ASSESSMENT

Sample number:	004/05
Reason for no sample:	
Position:	Roof
Material use:	Undercloak
Condition:	Good condition
Product type:	Cement
Surface treatment:	Enclosed sprays & lagging, sealed AIB, A C sheets
Amount:	<=10m2 or <=10m pipe run

Chrysotile:	Present
Amosite:	None
Crocidolite:	None
Other asbestos types:	None

Material Score = 3

MANAGEMENT SUMMARY

Action: Manage and label

Notes:

Any work on asbestos containing materials, or work activities that are likely to disturb asbestos should be undertaken in accordance with the Control of Asbestos Regulations 2006. Guidance given in the Approved Code of Practice (ACOP) L143 applies to all work on asbestos. Cement products may be encapsulated, repaired or removed by an unlicensed contractor provided the guidance in L143 is followed.

APPENDIX B: ASSESSMENT SHEETS

Page: 13 of 28

Survey Ref: ASS03247/1
Survey type: Type 2
Date/Time: 07/03/2007 13:37:33

Building: The Birches
Interior/Exterior: Exterior
Floor/Exterior position: Block 7 External
Room/Area:




Photo Ref No. 5350

MATERIAL ASSESSMENT

Sample number: 003/06
Reason for no sample:
Position: Roof
Material use: Soffit
Condition:
Product type:
Surface treatment:
Amount:

Chrysotile: None
Amosite: None
Crocidolite: None
Other asbestos types: None

Material Score =

MANAGEMENT SUMMARY

Action: N/A
Notes:

APPENDIX B: ASSESSMENT SHEETS

Page: 14 of 28

Survey Ref:	ASS03247/1	Building:	The Birches
Survey type:	Type 2	Interior/Exterior:	Exterior
Date/Time:	07/03/2007 13:37:52	Floor/Exterior position:	Block 7 External
		Room/Area:	



Photo Ref No. 5351

MATERIAL ASSESSMENT

Sample number:	004/06
Reason for no sample:	
Position:	Roof
Material use:	Undercloak
Condition:	Good condition
Product type:	Cement
Surface treatment:	Enclosed sprays & lagging, sealed AIB, A C sheets
Amount:	<=10m2 or <=10m pipe run

Chrysotile:	Present
Amosite:	None
Crocidolite:	None
Other asbestos types:	None

Material Score = 3

MANAGEMENT SUMMARY

Action: Manage and label

Notes:

Any work on asbestos containing materials, or work activities that are likely to disturb asbestos should be undertaken in accordance with the Control of Asbestos Regulations 2006. Guidance given in the Approved Code of Practice (ACOP) L143 applies to all work on asbestos. Cement products may be encapsulated, repaired or removed by an unlicensed contractor provided the guidance in L143 is followed.

APPENDIX B: ASSESSMENT SHEETS

Page: 15 of 28

Survey Ref: ASS03247/1
Survey type: Type 2
Date/Time: 07/03/2007 13:43:52

Building: The Birches
Interior/Exterior: Exterior
Floor/Exterior position: Block 8 External
Room/Area:



Photo Ref No. 5355

MATERIAL ASSESSMENT

Sample number: 003/07
Reason for no sample:
Position: Roof
Material use: Soffit
Condition:
Product type:
Surface treatment:
Amount:

Chrysotile: None
Amosite: None
Crocidolite: None
Other asbestos types: None

Material Score =

MANAGEMENT SUMMARY

Action: N/A

Notes:

APPENDIX B: ASSESSMENT SHEETS

Page: 16 of 28

Survey Ref:	ASS03247/1	Building:	The Birches
Survey type:	Type 2	Interior/Exterior:	Exterior
Date/Time:	07/03/2007 13:44:09	Floor/Exterior position:	Block 8 External
		Room/Area:	




Photo Ref No. 5356

MATERIAL ASSESSMENT

Sample number:	004/07
Reason for no sample:	
Position:	Roof
Material use:	Undercloak
Condition:	Good condition
Product type:	Cement
Surface treatment:	Enclosed sprays & lagging, sealed AIB, A C sheets
Amount:	<=10m2 or <=10m pipe run

Chrysotile:	Present
Amosite:	None
Crocidolite:	None
Other asbestos types:	None

Material Score = 3

MANAGEMENT SUMMARY

Action: Manage and label

Notes:

Any work on asbestos containing materials, or work activities that are likely to disturb asbestos should be undertaken in accordance with the Control of Asbestos Regulations 2006. Guidance given in the Approved Code of Practice (ACOP) L143 applies to all work on asbestos. Cement products may be encapsulated, repaired or removed by an unlicensed contractor provided the guidance in L143 is followed.

APPENDIX B: ASSESSMENT SHEETS

Page: 17 of 28

Survey Ref: ASS03247/1
Survey type: Type 2
Date/Time: 07/03/2007 12:17:09

Building: The Birches
Interior/Exterior: Interior
Floor/Exterior position: Gd & 1st Floors
Room/Area: Block 1 Communal



Photo Ref No. 5322

MATERIAL ASSESSMENT

Sample number: 001
Reason for no sample:
Position: Ceiling
Material use: Textured coating
Condition: Good condition
Product type: Coating (textured)
Surface treatment: Composite materials containing asbestos
Amount: >10m2 to <=50m2 or >10m to <=50m pipe run

Chrysotile: Present
Amosite: None
Crocidolite: None
Other asbestos types: None

Material Score = 2

MANAGEMENT SUMMARY

Action: Manage and label

Notes:

Any work on asbestos containing materials, or work activities that are likely to disturb asbestos should be undertaken in accordance with the Control of Asbestos Regulations 2006. Guidance given in the Approved Code of Practice (ACOP) L143 applies to all work on asbestos. Textured coating may be encapsulated, repaired or removed by an unlicensed contractor provided the guidance in L143 is followed.

APPENDIX B: ASSESSMENT SHEETS

Page: 18 of 28

Survey Ref:	ASS03247/1	Building:	The Birches
Survey type:	Type 2	Interior/Exterior:	Interior
Date/Time:	07/03/2007 12:16:34	Floor/Exterior position:	Gd & 1st Floors
		Room/Area:	Block 1 Communal




Photo Ref No. 5323

MATERIAL ASSESSMENT

Sample number: 002
Reason for no sample:
Position: Wall
Material use: Textured coating
Condition:
Product type:
Surface treatment:
Amount:

Chrysotile: None
Amosite: None
Crocidolite: None
Other asbestos types: None

Material Score =

MANAGEMENT SUMMARY

Action: N/A
Notes:

APPENDIX B: ASSESSMENT SHEETS

Page: 19 of 28

Survey Ref:	ASS03247/1	Building:	The Birches
Survey type:	Type 2	Interior/Exterior:	Interior
Date/Time:	07/03/2007 12:29:56	Floor/Exterior position:	Gd & 1st Floors
		Room/Area:	Block 2 Communal




Photo Ref No. 5327

MATERIAL ASSESSMENT

Sample number:	005
Reason for no sample:	
Position:	Ceiling
Material use:	Textured coating
Condition:	N/A
Product type:	N/A
Surface treatment:	N/A
Amount:	N/A

Chrysotile:	Presumed
Amosite:	None
Crocidolite:	None
Other asbestos types:	None

Material Score = 1

MANAGEMENT SUMMARY

Action: N/A

Notes:

Although negative this material is visually similar to the ceiling artex throughout the complex, which was found to contain asbestos. Artex can contain small amounts of asbestos, non-homogeneously mixed. As visually similar samples have been found to contain asbestos, it's advisable to assume that this Artex also contains asbestos. Any work on asbestos containing materials, or work activities that are likely to disturb asbestos should be undertaken in accordance with the Control of Asbestos Regulations 2006. Guidance given in the Approved Code of Practice (ACOP) L143 applies to all work on asbestos. Textured coating may be encapsulated, repaired or removed by an unlicensed contractor provided the guidance in L143 is followed.

APPENDIX B: ASSESSMENT SHEETS

Page: 20 of 28

Survey Ref:	ASS03247/1	Building:	The Birches
Survey type:	Type 2	Interior/Exterior:	Interior
Date/Time:	07/03/2007 12:30:17	Floor/Exterior position:	Gd & 1st Floors
		Room/Area:	Block 2 Communal




Photo Ref No. 5328

MATERIAL ASSESSMENT

Sample number: 006
Reason for no sample:
Position: Wall
Material use: Textured coating
Condition:
Product type:
Surface treatment:
Amount:

Chrysotile: None
Amosite: None
Crocidolite: None
Other asbestos types: None

Material Score =

MANAGEMENT SUMMARY

Action: N/A
Notes:

APPENDIX B: ASSESSMENT SHEETS

Page: 21 of 28

Survey Ref:	ASS03247/1	Building:	The Birches
Survey type:	Type 2	Interior/Exterior:	Interior
Date/Time:	07/03/2007 12:46:51	Floor/Exterior position:	Gd & 1st Floors
		Room/Area:	Block 3 Communal




Photo Ref No. 5332

MATERIAL ASSESSMENT

Sample number:	007
Reason for no sample:	
Position:	Ceiling
Material use:	Textured coating
Condition:	Good condition
Product type:	Coating (textured)
Surface treatment:	Composite materials containing asbestos
Amount:	>10m2 to <=50m2 or >10m to <=50m pipe run

Chrysotile:	Present
Amosite:	None
Crocidolite:	None
Other asbestos types:	None

Material Score = 2

MANAGEMENT SUMMARY

Action: Manage and label

Notes:

Any work on asbestos containing materials, or work activities that are likely to disturb asbestos should be undertaken in accordance with the Control of Asbestos Regulations 2006. Guidance given in the Approved Code of Practice (ACOP) L143 applies to all work on asbestos. Textured coating may be encapsulated, repaired or removed by an unlicensed contractor provided the guidance in L143 is followed.

APPENDIX B: ASSESSMENT SHEETS

Page: 22 of 28

Survey Ref:	ASS03247/1	Building:	The Birches
Survey type:	Type 2	Interior/Exterior:	Interior
Date/Time:	07/03/2007 12:47:13	Floor/Exterior position:	Gd & 1st Floors
		Room/Area:	Block 3 Communal



Photo Ref No. 5333

MATERIAL ASSESSMENT

Sample number: 008
Reason for no sample:
Position: Wall
Material use: Textured coating
Condition:
Product type:
Surface treatment:
Amount:

Chrysotile: None
Amosite: None
Crocidolite: None
Other asbestos types: None

Material Score =

MANAGEMENT SUMMARY

Action: N/A

Notes:

APPENDIX B: ASSESSMENT SHEETS

Page: 23 of 28

Survey Ref:	ASS03247/1	Building:	The Birches
Survey type:	Type 2	Interior/Exterior:	Interior
Date/Time:	07/03/2007 12:59:19	Floor/Exterior position:	Gd & 1st Floors
		Room/Area:	Block 4 Communal




Photo Ref No. 5342

MATERIAL ASSESSMENT

Sample number:	009
Reason for no sample:	
Position:	Ceiling
Material use:	Textured coating
Condition:	Good condition
Product type:	Coating (textured)
Surface treatment:	Composite materials containing asbestos
Amount:	>10m2 to <=50m2 or >10m to <=50m pipe run

Chrysotile:	Present
Amosite:	None
Crocidolite:	None
Other asbestos types:	None

Material Score = 2

MANAGEMENT SUMMARY

Action: Manage and label

Notes:

Any work on asbestos containing materials, or work activities that are likely to disturb asbestos should be undertaken in accordance with the Control of Asbestos Regulations 2006. Guidance given in the Approved Code of Practice (ACOP) L143 applies to all work on asbestos. Textured coating may be encapsulated, repaired or removed by an unlicensed contractor provided the guidance in L143 is followed.

APPENDIX B: ASSESSMENT SHEETS

Page: 24 of 28

Survey Ref: ASS03247/1
Survey type: Type 2
Date/Time: 07/03/2007 12:59:35

Building: The Birches
Interior/Exterior: Interior
Floor/Exterior position: Gd & 1st Floors
Room/Area: Block 4 Communal



Photo Ref No. 5343

MATERIAL ASSESSMENT

Sample number: 010
Reason for no sample:
Position: Wall
Material use: Textured coating
Condition:
Product type:
Surface treatment:
Amount:

Chrysotile: None
Amosite: None
Crocidolite: None
Other asbestos types: None

Material Score =

MANAGEMENT SUMMARY

Action: N/A
Notes:

APPENDIX B: ASSESSMENT SHEETS

Page: 25 of 28

Survey Ref:	ASS03247/1	Building:	The Birches
Survey type:	Type 2	Interior/Exterior:	Interior
Date/Time:	07/03/2007 13:19:08	Floor/Exterior position:	Gd & 1st Floors
		Room/Area:	Block 6 Communal



Photo Ref No. 5345

MATERIAL ASSESSMENT

Sample number:	011
Reason for no sample:	
Position:	Ceiling
Material use:	Textured coating
Condition:	Good condition
Product type:	Coating (textured)
Surface treatment:	Composite materials containing asbestos
Amount:	>10m2 to <=50m2 or >10m to <=50m pipe run

Chrysotile:	Present
Amosite:	None
Crocidolite:	None
Other asbestos types:	None

Material Score = 2

MANAGEMENT SUMMARY

Action: Manage and label

Notes:

Any work on asbestos containing materials, or work activities that are likely to disturb asbestos should be undertaken in accordance with the Control of Asbestos Regulations 2006. Guidance given in the Approved Code of Practice (ACOP) L143 applies to all work on asbestos. Textured coating may be encapsulated, repaired or removed by an unlicensed contractor provided the guidance in L143 is followed.

APPENDIX B: ASSESSMENT SHEETS

Page: 26 of 28

Survey Ref:	ASS03247/1	Building:	The Birches
Survey type:	Type 2	Interior/Exterior:	Interior
Date/Time:	07/03/2007 13:19:25	Floor/Exterior position:	Gd & 1st Floors
		Room/Area:	Block 6 Communal



Photo Ref No. 5346

MATERIAL ASSESSMENT

Sample number: 012
Reason for no sample:
Position: Wall
Material use: Textured coating
Condition:
Product type:
Surface treatment:
Amount:

Chrysotile: None
Amosite: None
Crocidolite: None
Other asbestos types: None

Material Score =

MANAGEMENT SUMMARY

Action: N/A
Notes:

APPENDIX B: ASSESSMENT SHEETS

Page: 27 of 28

Survey Ref:	ASS03247/1	Building:	The Birches
Survey type:	Type 2	Interior/Exterior:	Interior
Date/Time:	07/03/2007 13:42:48	Floor/Exterior position:	Gd & 1st Floors
		Room/Area:	Block 8 Communal




Photo Ref No. 5353

MATERIAL ASSESSMENT

Sample number:	013
Reason for no sample:	
Position:	Ceiling
Material use:	Textured coating
Condition:	Good condition
Product type:	Coating (textured)
Surface treatment:	Composite materials containing asbestos
Amount:	>10m ² to <=50m ² or >10m to <=50m pipe run

Chrysotile:	Trace
Amosite:	None
Crocidolite:	None
Other asbestos types:	None

Material Score = 2

MANAGEMENT SUMMARY

Action: Manage and label

Notes:

Any work on asbestos containing materials, or work activities that are likely to disturb asbestos should be undertaken in accordance with the Control of Asbestos Regulations 2006. Guidance given in the Approved Code of Practice (ACOP) L143 applies to all work on asbestos. Textured coating may be encapsulated, repaired or removed by an unlicensed contractor provided the guidance in L143 is followed.

APPENDIX B: ASSESSMENT SHEETS

Page: 28 of 28

Survey Ref:	ASS03247/1	Building:	The Birches
Survey type:	Type 2	Interior/Exterior:	Interior
Date/Time:	07/03/2007 13:43:05	Floor/Exterior position:	Gd & 1st Floors
		Room/Area:	Block 8 Communal



Photo Ref No. 5354

MATERIAL ASSESSMENT

Sample number: 014
Reason for no sample:
Position: Wall
Material use: Textured coating
Condition:
Product type:
Surface treatment:
Amount:

Chrysotile: None
Amosite: None
Crocidolite: None
Other asbestos types: None

Material Score =**MANAGEMENT SUMMARY**

Action: N/A

Notes:

ANALYSIS OF SAMPLES TAKEN FOR ASBESTOS CONTENT

The samples have been examined by polarising light microscopy and dispersion staining techniques in accordance with documented in-house procedures based on HSG248 Appendix 2 to identify the presence of asbestiform minerals. This report refers to samples as received and Scientifics cannot accept responsibility for the representativeness of samples taken by others. Scientifics are UKAS accredited for the taking of bulk samples.

Property Address/Location		Work Order No	Comments/observations	
The Birches Marlborough Road Old Town Swindon			Name / Company	Date
		Sampled By	K. Russell	07/03/07
		Submitted By	K. Russell	07/03/07
Samples /002, /005, /006, /008, /010, /012 & /014 were found to be non-fibrous Sample /003 was found to contain man made mineral fibres				

Sample Ref		Date Analysed	Sample Description*	Result of Analysis	Material Type*
ASS03247/1/001		12/03/07	Block 1 (Flats 1-2), Communal – Ceiling Artex	Chrysotile Present	Other
ASS03247/1/002		12/03/07	Block 1 (Flats 1-2), Communal – Wall Artex	No Asbestos Detected	-
ASS03247/1/003		12/03/07	Block 1 (Flats 1-2), External – Soffit	No Asbestos Detected	-
ASS03247/1/004		12/03/07	Block 1 (Flats 1-2), External – Undercloak	Chrysotile Present	Cement
ASS03247/1/005		12/03/07	Block 2 (Flats 3-6), Communal – Ceiling Artex	No Asbestos Detected	-
ASS03247/1/006		12/03/07	Block 2 (Flats 3-6), Communal – Wall Artex	No Asbestos Detected	-
ASS03247/1/007		12/03/07	Block 3 (Flats 7-10), Communal – Ceiling Artex	Chrysotile Present	Other

Chrysotile (Ch) = White Asbestos, Amosite (Am) = Brown Asbestos; Crocidolite (Cr) = Blue Asbestos, Tremolite (Trem), Anthophyllite (Anth), Actinolite (Act)
Material types are "Cement" = asbestos cement
"AIB" = asbestos insulating board
"Other" = anything not classified as "Cement" or "AIB".
*Please note that the sample description, material type and comments/observations are opinions and therefore not within the scope of UKAS accreditation.

D. Childs (Analyst):

Authorised by:



M Harris (Business Manager Asbestos)
Date: 2nd April 2007
Page 1 of 2

ANALYSIS OF SAMPLES TAKEN FOR ASBESTOS CONTENT

The samples have been examined by polarising light microscopy and dispersion staining techniques in accordance with documented in-house procedures based on HSG248 Appendix 2 to identify the presence of asbestiform minerals. This report refers to samples as received and Scientifics cannot accept responsibility for the representativeness of samples taken by others. Scientifics are UKAS accredited for the taking of bulk samples.

Sample Ref	Date Analysed	Sample Description*	Result of Analysis	Material Type*
ASS03247/1/008	12/03/07	Block 3 (Flats 7-10), Communal – Wall Artex	No Asbestos Detected	-
ASS03247/1/009	12/03/07	Block 4 (Flats 11-14), Communal – Ceiling Artex	Chrysotile Present	Other
ASS03247/1/010	12/03/07	Block 4 (Flats 11-14), Communal – Wall Artex	No Asbestos Detected	-
ASS03247/1/011	12/03/07	Block 6 (Flats 17-20), Communal – Ceiling Artex	Chrysotile Present	Other
ASS03247/1/012	12/03/07	Block 6 (Flats 17-20), Communal – Wall Artex	No Asbestos Detected	-
ASS03247/1/013	12/03/07	Block 8 (Flats 25-28), Communal – Ceiling Artex	Trace Chrysotile	Other
ASS03247/1/014	12/03/07	Block 8 (Flats 25-28), Communal – Wall Artex	No Asbestos Detected	-

Chrysotile (Ch) = White Asbestos, Amosite (Am) = Brown Asbestos; Crocidolite (Cr) = Blue Asbestos, Tremolite (Trem), Anthophyllite (Anth), Actinolite (Act)
Material types are "Cement" = asbestos cement
"AIB" = asbestos insulating board
"Other" = anything not classified as "Cement" or "AIB".

*Please note that the sample description, material type and comments/observations are opinions and therefore not within the scope of UKAS accreditation.

D. Childs (Analyst):

Authorised by:



M Harris (Business Manager Asbestos)

Date: 2nd April 2007

Page 2 of 2

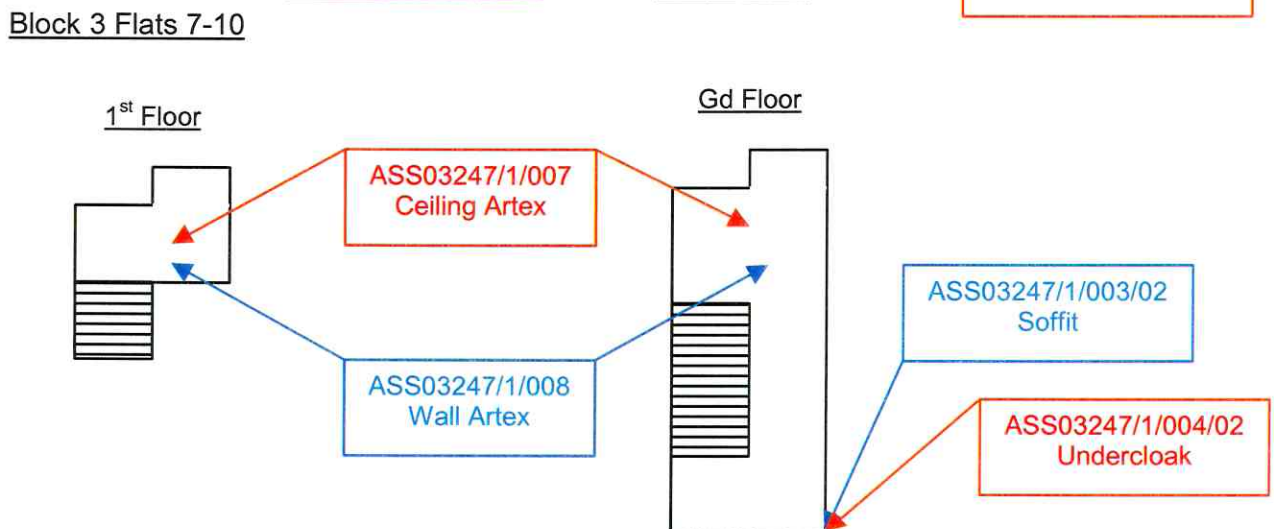
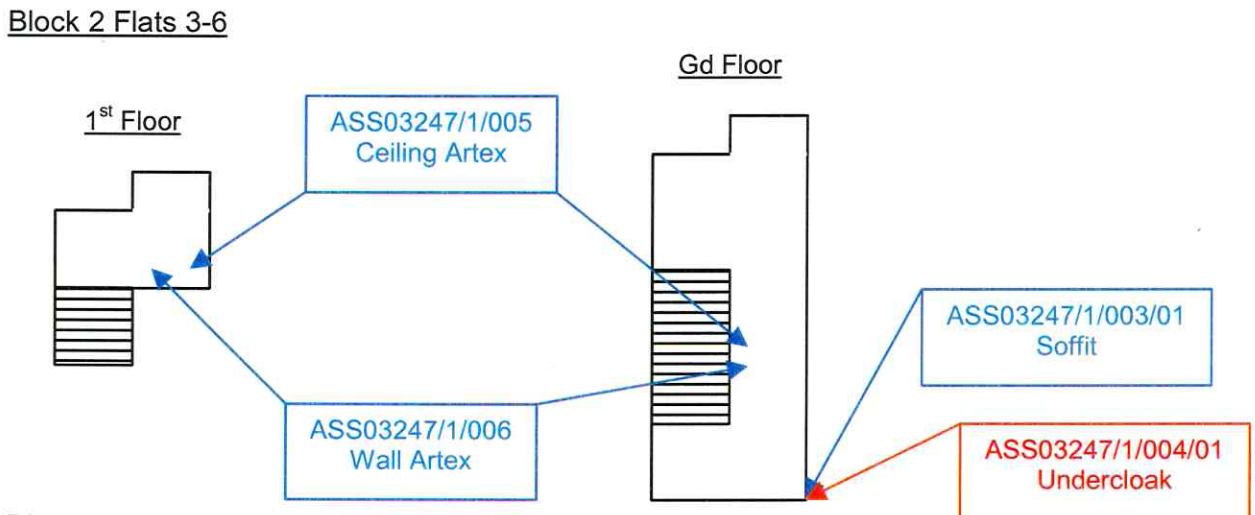
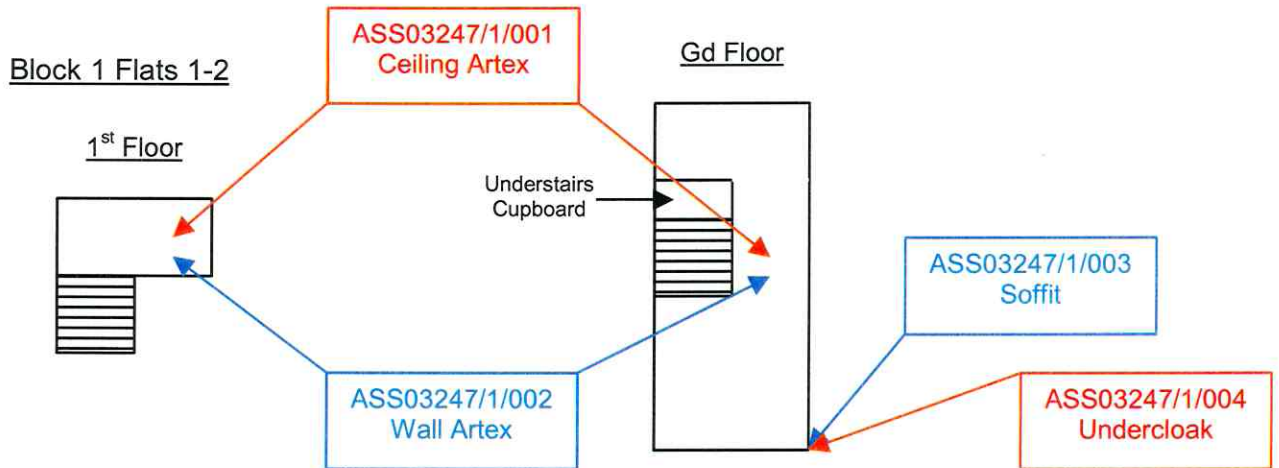
Communal Areas, The Birches, Swindon

ASS03247/1

Key

Sample Point
Asbestos Present

Sample Point
No Asbestos
Present



Although no asbestos was detected in artex sample ASS03247/1/005 we recommend that the ceiling artex is presumed to contain asbestos in Block 2 Communal Areas. This is due to the non-homogeneous nature of the product, and that visually similar material was found to contain asbestos during the survey.

Communal Areas, The Birches, Swindon

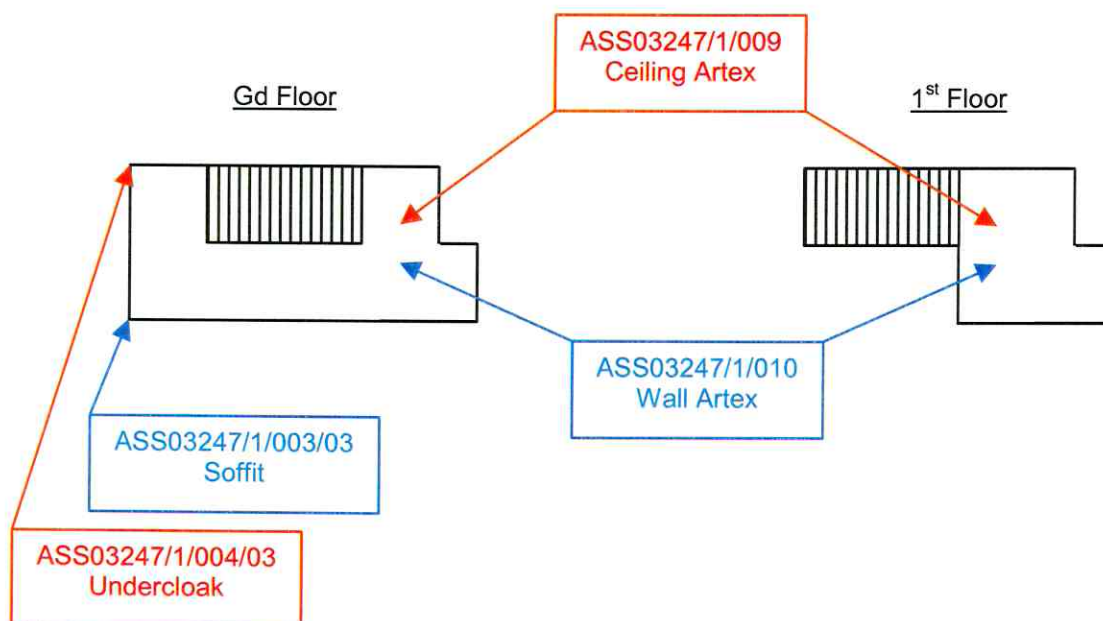
ASS03247/1

Key

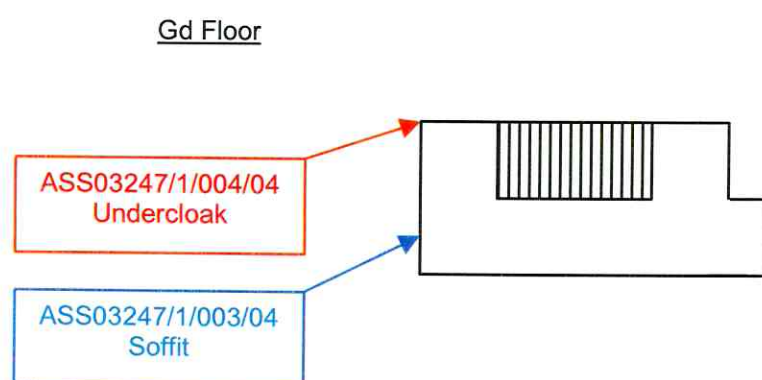
Sample Point
Asbestos Present

Sample Point
No Asbestos
Present

Block 4 Flats 11-14



Block 5 Flats 15-16



Communal Areas, The Birches, Swindon

ASS03247/1

Key

Sample Point
Asbestos Present

Sample Point
No Asbestos
Present

